

# Enphase® Engage Coupler



The **Engage™ Coupler** is a watertight enclosure for connecting two power cables within an Enphase installation. It supports single-phase and three-phase electrical service and is compatible with TC-ER field cable.

The Engage Coupler provides an alternative to installing junction boxes within an array, improving aesthetics and saving time and materials on the roof.

## FAST

- Includes all parts needed for splicing and sealing
- Attaches easily to racking

## FLEXIBLE

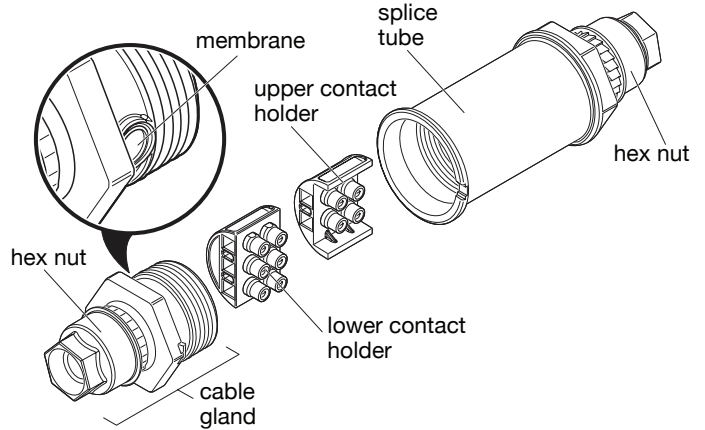
- Compatible with Engage Cable or 12 AWG TC-ER
- Supports single- and three-phase

## SMART

- Easily concealed beneath solar array
- Reduces j-box and conduit usage

### COUPLER SPECIFICATIONS

Degree of protection	NEMA 6, IP67
Operating temperature	-40°C to +65°C
Rated current	20 A
Rated voltage	600 V
Accepts cable diameter	10.5 mm to 12.5 mm
Conductor size	2.5 mm <sup>2</sup> (12 AWG)
Compatible cables	Engage Cable, 12 AWG TC-ER <i>(NOT compatible with SOOW, THHN, 10 AWG TC-ER cable)</i>
Approvals	CSA approved for outdoor application with Enphase equipment
Order no.	ET-SPLK-05 (sold in packs of 5)



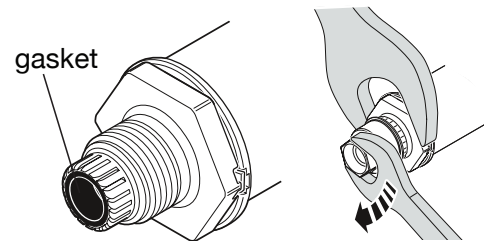
### INSTALLATION BEST PRACTICES

#### Carry the right tools

- Bring a small, 4mm flathead screwdriver
- Use channel locks or wrenches to ensure proper torque

#### Ensure watertightness

- Pre-mark cable sheath to ensure proper stripping length
- Screw the cable gland until it locks into position
- Check that the gasket is fully flush before tightening hex nut



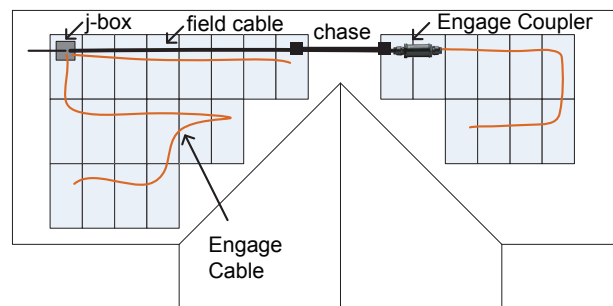
### APPLICATIONS

#### Engage to Engage

- Transition between portrait and landscape Engage Cable
- Make use of leftover segments of Engage Cable

#### Engage to TC-ER

- Perform roof-to-roof transitions without junction boxes
- Create an extension for Engage Cable



To learn more about Enphase Microinverter technology, visit [enphase.com](http://enphase.com)